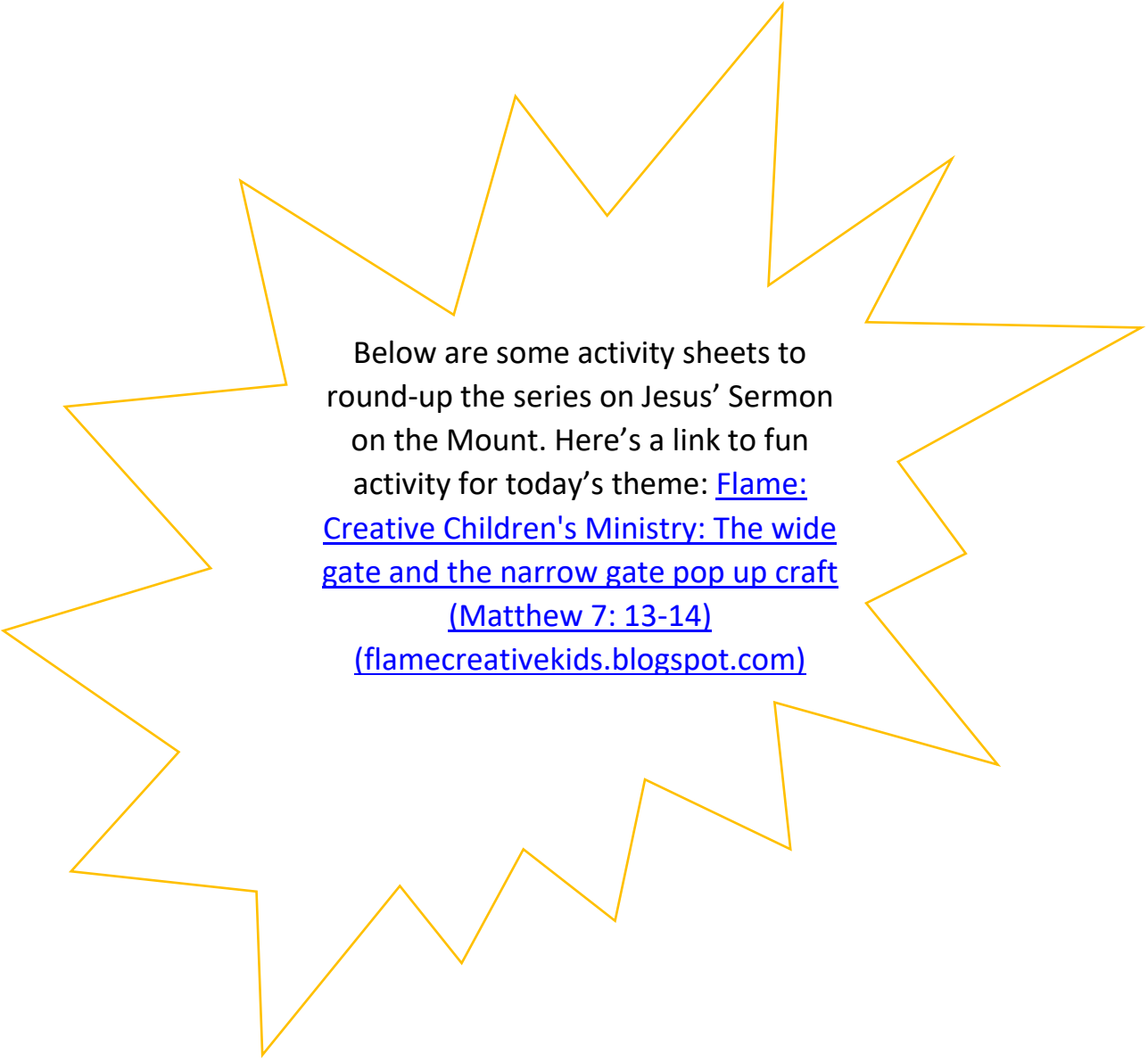



Sermon on the Mount



Below are some activity sheets to round-up the series on Jesus' Sermon on the Mount. Here's a link to fun activity for today's theme: [Flame: Creative Children's Ministry: The wide gate and the narrow gate pop up craft \(Matthew 7: 13-14\)](#) (flamecreativekids.blogspot.com)

THE SERMON ON THE MOUNT

Lead the people to Jesus so they can hear His teachings.






The Sermon on the Mount



Find the hidden words



B
I
B
L
E
K
I
D
S
·
E
U



- Crowds
- Mountain
- Disciples
- Jesus
- Poor
- Gentle
- Blessed
- Spirit
- Mourn
- Thirst
- Heaven
- Hunger
- Merciful
- Heart
- Children
- God


Rejoice and be glad, for your reward will be great in heaven.



Created by Nunzio Rubino
23/04/2015

THE SERMON ON THE MOUNT

Matthew 5-7



Across

3. Jesus said to control your _____.
5. In one story, a wise man built his house on rock, and the foolish man built his house on the _____.
6. When we place our _____ in God, we too will have a strong, unbreakable faith.
9. What was strong on the house built on rock, but weak on the house built on sand?

Down

1. Jesus wanted people to focus on God and not be consumed by their own _____.
2. Jesus spoke to a diverse group of people with different _____.
4. Jesus taught people by using illustrations and _____.
5. What tested the strength of each house?
7. Jesus said to give to the _____.
8. Jesus spoke about loving your _____.

