

# Remembrance Sunday

To go with our theme of 'Judging' in our service today, play a game of guess who! If you don't have it, why not make your own? Draw pictures of people in your family and play it that way.

On the next few pages are a couple of Remembrance Sunday craft ideas. I would love to see what you decide to make!





## EGG CARTON POPPY MEMORIAL DAY WREATH

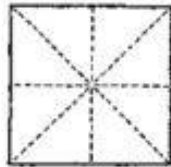


SCHOLASTIC

### Make your own poppy

**You will need:** two 12cm squares of red paper; a small piece of black paper or card; a green (or painted) pipe-cleaner; glue; scissors.

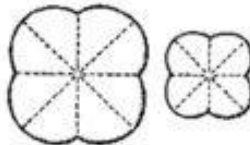
**1** Fold the two squares of red paper into quarters, then diagonally into eighths.



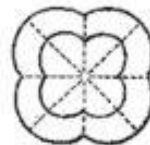
**2** Draw curved lines on the two folded squares. Make one bigger than the other.



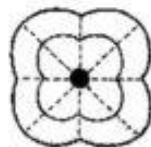
**3** Cut the folded squares along the lines. Unfold the shapes.



**4** Glue the smaller shape inside the larger shape.




**5** Cut a small circle of black paper or card and glue in the centre of the circle.



**6** Glue or tape the pipe-cleaner to the back of the flower.



# Remembrance Day Word Search



ceasefire

conflict

poppy

Flanders

wreath

remember

November

armistice

war

memorial

peace

sacrifice

freedom

service

country

silence

Cenotaph