




Give What You Can





For this weeks resources we've
attached some activity pages
for you to have a go at!



Here are six pictures of the feeding of the great crowd of people.
Can you put them in the correct order? Number them 1-6.
Read this story again in John 6:5-15.




When everyone had finished eating, there were twelve baskets of leftovers.
Can you spot the odd one out?
Read this story in John 6:5-15.




Jesus broke the bread before he gave it to the crowd.
Copy the picture of the basket of food into the empty box. Now finish it with felt-tips or crayons.
Read John 6:11 to find out what Jesus did before he broke the bread.



One of the disciples is giving the boy's food to Jesus.
Finish the drawing with crayons or felt-tips.
Read this story in John 6:5-15.



The boy had five small loaves and two little fish.
Which two pictures are exactly the same?
Read this story in John 6:5-15.



One day when Jesus was teaching, the people grew hungry – but only one boy had any food.

The boy had five small loaves and two little fish.

How many tiny fish can you find hidden in this picture?

Read this story in John 6:5–15.